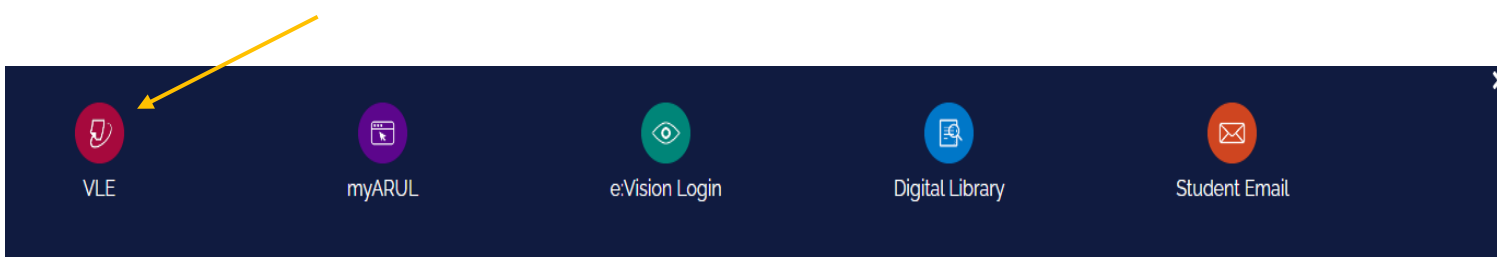


# VLE Guide

1. To access the VLE, please visit the ARU London homepage at [london.aru.ac.uk/](https://london.aru.ac.uk/). Once here, click 'Student portal'.



2. You will be redirected to the page below. Click on 'VLE' where you will be asked to enter your login details to access the VLE.



3. You will be directed to the **VLE** login page. Enter your VLE username (**e.g. 3xxxx**) and password. Your password should be your date of birth, in a six-digit format (**DDMMYY**)

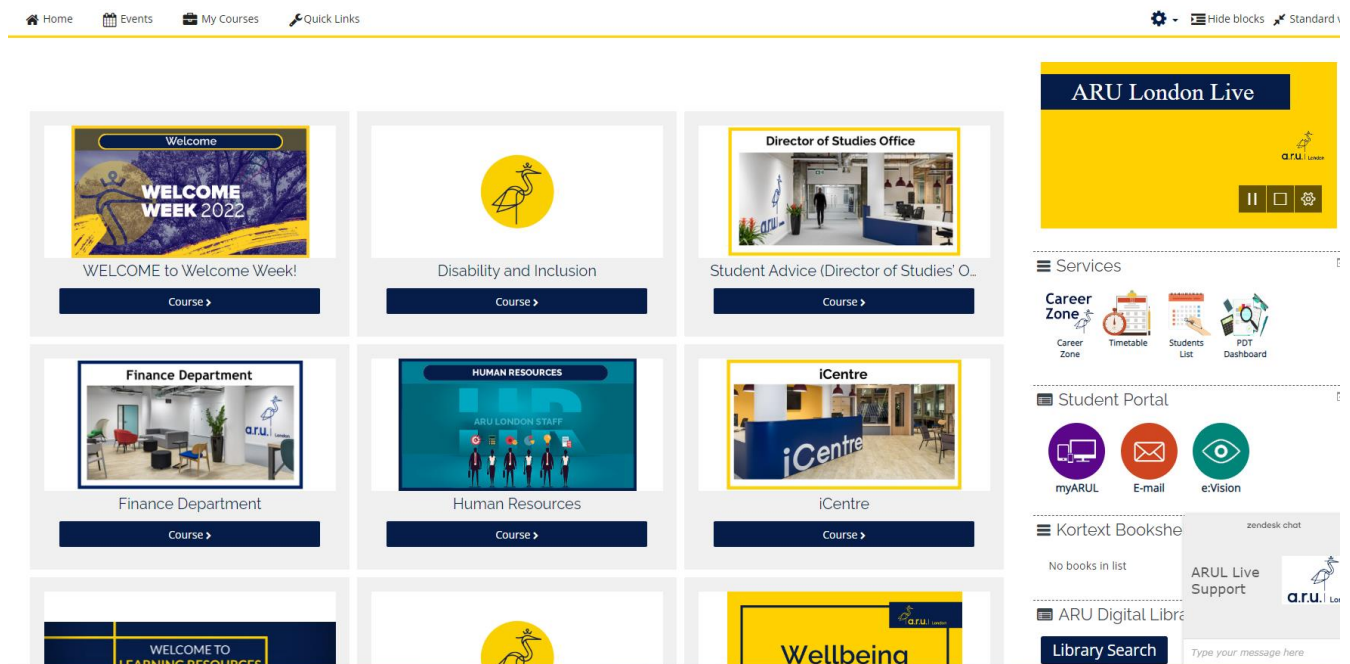
The image shows a login form with a white background. It has two input fields: 'Username' and 'Password'. Below the fields is a checkbox labeled 'Remember username' which is checked. At the bottom is a dark blue button with the text 'Log in'. A yellow arrow points to the 'Username' field.

Is this your first time here?

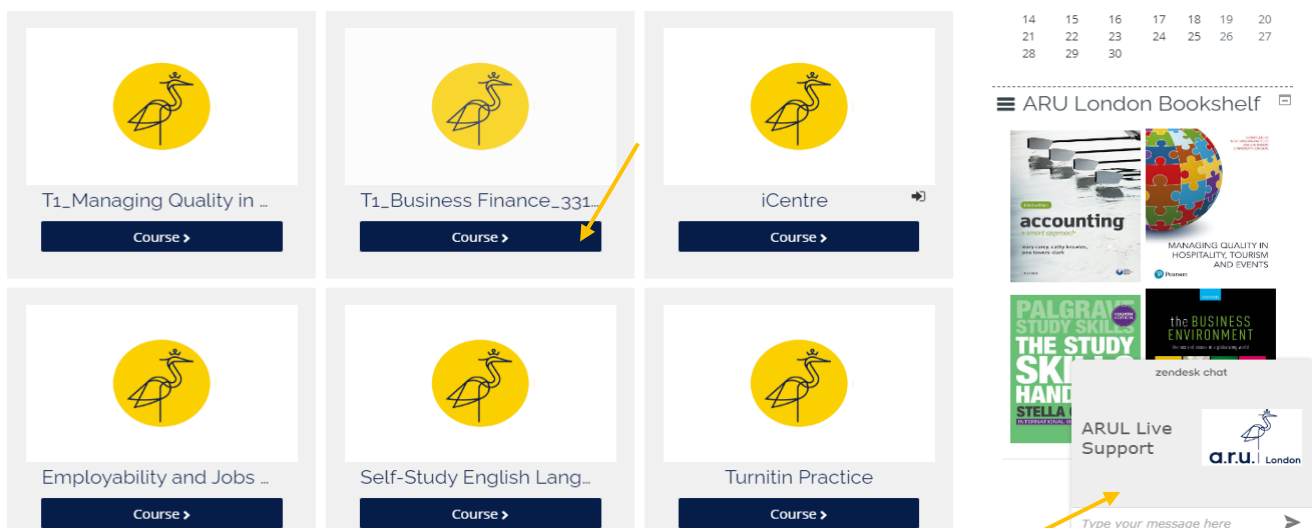
Login with your six digit Student Code e.g. 3XXXXX

Your Password is your six digit Date of Birth e.g. 130499

- Once you have logged into VLE you will see the following home screen. You will find each section useful throughout your time at ARU London. This guide will explain the use of each section in more detail.
- In the 'VLE' section you can view the modules you are studying, including the lecture slides and any notes your lecturer may have added, Zoom webinars, academic chat rooms, and forums.

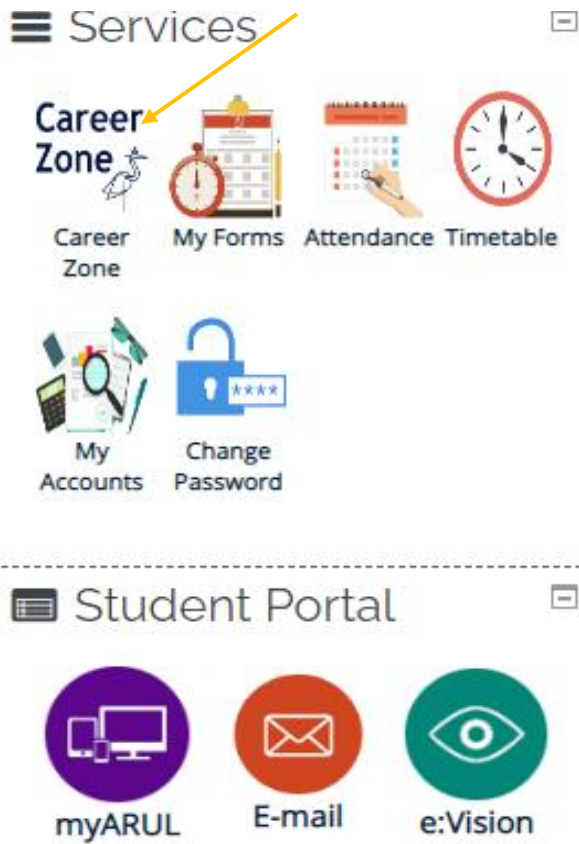


You can also access information for each module, including assessment briefs, deadlines, and further learning materials by clicking on the course button.



You also have a pop-up box that says 'ARUL Live support' this functionality allows you to chat to our iCentre live chat agents should you need any support.

6. In 'My Career Zone' you can view all the tools provided to you by Employability Team. This includes videos and written guides on CVs as well as information on interview techniques. Our Employability Team will regularly add jobs in the 'Job-Hunting' section for students to apply. Even if you do not wish to work whilst you study, we highly recommend working on your CV and interview techniques.





in f



Popular Employer Films


- 'My Forms' allows you to choose from the following: 'Letter request, Timetable Change Request Form, Change of Course Form, Assessments Extension Application Form, Notification Enquiry Form, Attendance Enquiry Form and Request for a replacement Attendance card.

**My Forms**

Please choose from following:

- **Letter Request**
- **Change of Course Form**
- **Assessments Extension Application Form**
- **Notification of Leave Form**
- **Attendance Enquiry Form**

8. In the 'My Timetable' section you can see details of your current modules as well as view your timetable for the current trimester.



#### Modules for your current term

Module	Short Code	Module Code	Enrolment Status
Skills for HE_Data Skills_013	DSK	MOD006960_01	Enrolled
Skills for HE_ Professional Communications_011	PCO	MOD006960_01	Enrolled
Skills for HE_Personal Development_012	PDP	MOD006960_01	Enrolled
Skills for HE_Research Skills 1_010	RS1	MOD006960_01	Enrolled

Your classes will be at the following site: East India Building - ARU London, 3rd Floor, Import Building, 2 Clove Crescent, Poplar, London, E14 2BE

AM Classes Start at 10:00, PM Class starts at 13:30 and EV Classes start at 18:00.

#### Timetable

See below for your confirmed days of study for the September 2020 Trimester.

With study options available for blended or online learning this semester, we are monitoring responses and will update Timetables with your choice of delivery pattern in September.

Room numbers will be available by the end of this week.

Please keep checking your timetable as this data may change.

Class Date	AM (10:00)	PM (13:30)	EV (18:00)
Tue 22/09/2020	PCO 08 / online	PDP 08 / online	
Fri 25/09/2020	DSK 08 / online	RS1 08 / online	

9. You will be able to find and update your bank details using the Menu section



My Payment Card

Change Password

Logout



< Back to VLE



Welcome

ADD/ EDIT PAYMENT CARD

Hint to your existing card in our record:

ARU London Student Id. :

Name on Card \* :

Card Number \* :

Expiration (MM/YY) \* :

CVV \* :

Customer Phone Number \* :

Customer Email \* :

Billing Address 1 \* :

10. In 'My Accounts' you can view your course fees, including your balance due to date.

Payment Summary

Date	Item	Invoiced	Paid
	Total:	<input type="text"/>	<input type="text"/>

Payment Plan

Payment Due Date	Amount (GBP)
Balance Due Now	£0.00
01 January, 0001	£0
Total Student Balance	£0.00

## Support Guides

1. [Guide To Results](#)
2. [A Guide to Using the ARU Online Library](#)
3. [Learning Resource Centre Policy](#)
4. [Change of Course Form](#)
5. [Travel Bursary Terms and Conditions 2018/19](#)
6. [Student Finance Terms and Conditions 2018/19](#)
7. [Self-funding Tuition Fees 2018/19: What You Need to Know](#)
8. [Course Leaders 2018/19](#)
9. [Day-time Attendance Procedure](#)
10. [Evening and Weekend Attendance Procedure](#)
11. [Mitigation Form](#)
12. [Timetable Change Request Form](#)
13. [ID Card Instructions](#)
14. [Harvard Referencing 2016](#)
15. [How To Create DropBox Account](#)
16. [How To Access Microsoft OneDrive](#)
17. [How To Access Google GDrive](#)
18. [Interactive Office 365 Guide](#)
19. [Student Fire Action 02](#)
20. [Attendance FAQs](#)
21. [FAQs: Intermissions and withdrawals](#)
22. [Attendance Guide 2019](#)
23. [East India Attendance Recording Procedure 2019](#)
24. [East India Fire Evacuation Procedure](#)
25. [East India ID Card Procedure](#)
26. [Delivery Pattern Change Request Form](#)
27. [Turnitin Feedback](#)
28. [Intermission Form](#)
29. [How to Access Marker's Feedback on Turnitin](#)



Should you need further information regarding VLE, please use Live Chat or email the iCentre via email: [iCentre@london.aru.ac.uk](mailto:iCentre@london.aru.ac.uk) or call 020 7400 6789 - option 1.